










## Michigan's Medical Clearance MAPAG-SMART Initiative

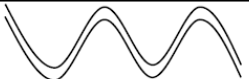
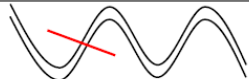
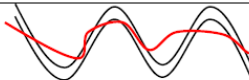
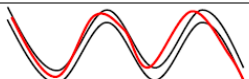
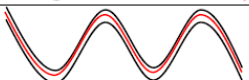
<b>Hack's Impairment Index (HII Score)</b>					
Time	0)	1)	2)	3)	4)
<b>Gross Motor Function</b>					
Unable to cooperate; cannot sit up	4	4	4	4	4
Can sit up, but unsteady	3	3	3	3	3
Can sit up steadily	2	2	2	2	2
Can stand and walk, but unsteady	1	1	1	1	1
Can stand and walk steadily	0	0	0	0	0
<b>Mentation and Speech</b>					
Unable to cooperate; unintelligible speech/moans	4	4	4	4	4
Slurred speech; does not make sense	3	3	3	3	3
Slurred speech; answers some questions	2	2	2	2	2
Imperfect speech; answers most questions	1	1	1	1	1
Baseline speech; lucid and appropriate	0	0	0	0	0
<b>Tracing Curve</b>					
Unable to participate	4	4	4	4	4
Makes mark on paper	3	3	3	3	3
Traces mostly outside of line	2	2	2	2	2
Traces mostly inside lines	1	1	1	1	1
Traces curve perfectly	0	0	0	0	0
<b>Nystagmus</b>					
Unable to participate	4	4	4	4	4
Profound nystagmus/can't follow finger with eyes	3	3	3	3	3
Moderate nystagmus/follows finger for short distance only	2	2	2	2	2
Minimal nystagmus/follows finger with eyes whole time	1	1	1	1	1
No nystagmus/follows finger with eyes whole time	0	0	0	0	0
<b>Finger to Nose</b>					
Unable to participate	4	4	4	4	4
Grossly unsteady/misses targets	3	3	3	3	3
Unsteady and inaccurate/barely touches targets	2	2	2	2	2
Steady/touches targets, but inaccurate	1	1	1	1	1
Steady/accurately touches targets	0	0	0	0	0
<b>Total Score</b>					
<b>Health Care Provider Initials</b>					

# Michigan's Medical Clearance MAPAG-SMART Initiative

## Gross Motor Function






Unable to cooperate; cannot sit up	 	4
Can sit up, but is unsteady	 	3
Can sit up and is steady, but cannot stand	 	2
Can stand or walk, but is unsteady	 	1
Can stand and walk and is steady		0

## Tracing Curve






Unable to participate		4
Makes mark on paper		3
Traces mostly out side of line		2
Traces mostly inside lines		1
Traces curve perfectly		0

# Michigan's Medical Clearance MAPAG-SMART Initiative

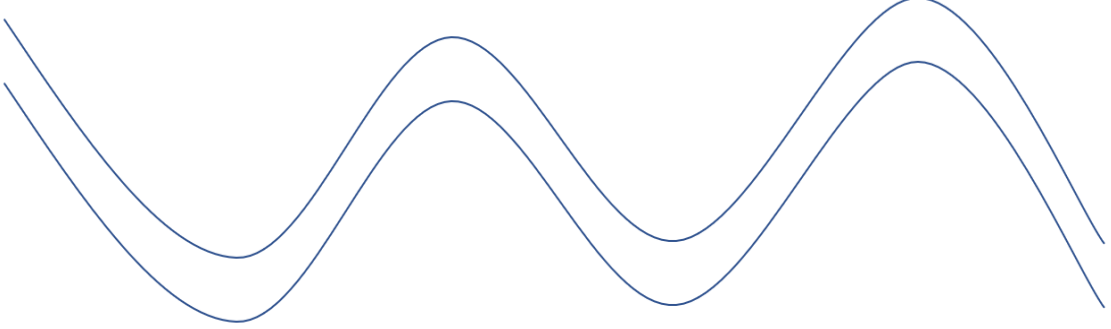
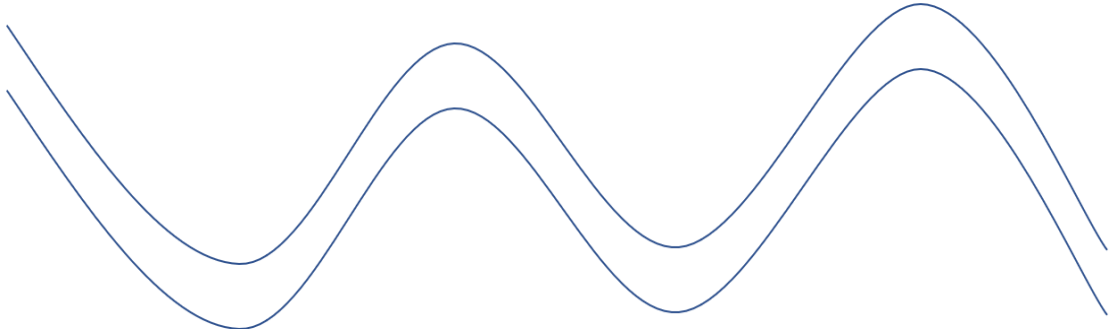
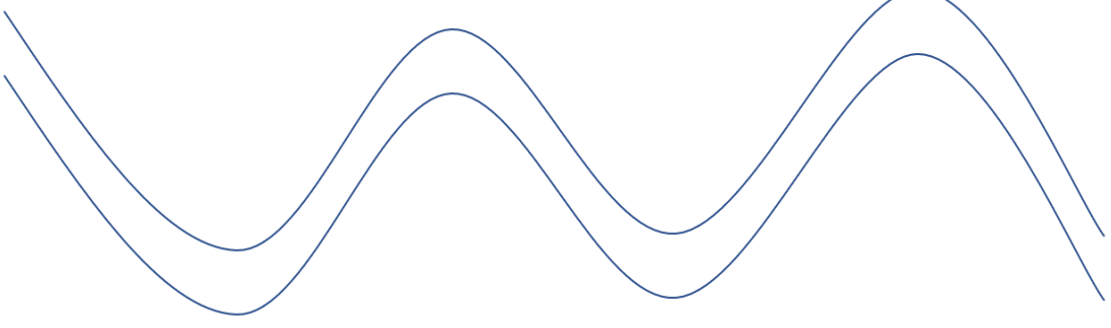

## Nystagmus

Unable to participate		4
Profound nystagmus; unable to follow finger with eyes		3
Moderate nystagmus; only follows finger with eyes for short distance		2
Minimal nystagmus; follows finger with eyes whole time		1
No nystagmus; Follows finger with eyes whole time		0

## Finger to Nose

Unable to participate		4
Grossly unsteady; Misses finger to target		3
Unsteady; Inaccurate/barely touches target		2
Steady; Inaccurate but touches target		1
Steady; Accurate finger to target		0

# Michigan's Medical Clearance MAPAG-SMART Initiative

Tracing Curve Outline	Time
 A set of two blue wavy lines for tracing. The top line is a smooth sine wave. The bottom line is a similar sine wave but with a slightly more pronounced curve.	
 A set of two blue wavy lines for tracing, identical in style to the first row.	
 A set of two blue wavy lines for tracing, identical in style to the first row.	
 A set of two blue wavy lines for tracing, identical in style to the first row.	